



# Key Stage 1 Year 1

## Meet the Teacher Evening





# Staff

Year 1

Mrs Chester

**Mrs Smith – Monday to  
Wednesday (am)**  
**Mrs Malik – Thursday to  
Friday**  
Learning Assistants

**Mrs Hoare**  
Learning Mentor





# Our Mission Statement

Learn and Grow as God's Holy People





# KS1 Daily Routine

8:40 -The gates open

8:50 – Registration

10:30 - Playtime and snack

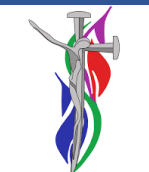
12:00 -1:00 - Lunchtime


3:20 - Home time



**Healthy snacks for break time  
– piece of fruit.**

**Water bottle for in class – no  
juice allowed.**



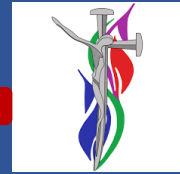


	8.40 – 9.00	9.00- 9.30	9.30 - 10.30		11.00 – 12.00		1.00 – 3.00	3.00 – 3.20	
<b>Monday</b>	Toilets, Wash Hands, Morning work and registration. Prayer time	RWI	Mission assembly 10.00 – 10.30	10.30 – 11.00: 15 minutes break followed by story time and snack.	Maths	12.00 – 1.00: Lunchtime	RE		Story time
<b>Tuesday</b>		RWI	Mastering number		Maths		PE	PSHE	Class prayer time
<b>Wednesday</b>		RWI	Mastering number		Maths		Science		Story time
<b>Thursday</b>		RWI	Mastering number		Maths		RE		Story time
<b>Friday</b>		Wow assembly	RWI		Maths		Art/Theme – alternate weeks (Autumn 1)		Story time


Timetables may change due to other activities happening in school.

Subjects in the afternoon may vary depending on the theme of each half term.

English and Maths will be taught daily.







# Rewards and Consequences

## School rules:



Our school rules:

Ready

Respectful

Safe



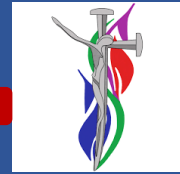
We are **ready** to 'Learn and Grow as God's Holy People'.

**Re s p e c t f u l**—We love one another as I have loved you.

**S a f e**—we are all made in the image and likeness of God; we keep ourselves and others safe.



Recognition board,  
Stickers, house points,  
Golden Time





# Home learning

Given out on a Friday – collected in  
Wednesday

## Reading

The school expectation is that children read 5 times each week at home.

The reading record must be signed by an adult.

Reading books will be changed in line with the Read Write Inc sessions.

Children will be given a Read, Write Inc book, a book bag book and an Oxford reading tree book.

Children will also have the opportunity to visit the library to choose a book to bring home.

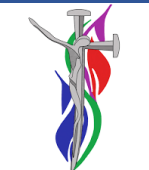
Books should be brought to school **daily**.

## Spelling

Spellings will be tested on **Thursdays**. Spellings are given following the Year 1 National Curriculum Spelling programme.

## Maths

Consolidation of that week's learning. Children should be able to complete this independently.





# KS1 Expectations and Routines

The children are expected to be able to count in multiples of 10, 5 and 2. This is an early step in their multiplication journey.

The children are expected to add and subtract using numbers up to 20.

Regular practise will improve fluency in recall of these facts.







# KS1 Expectations and Routines

## A Pupil Working Towards the Expected Standard can:

Orally compose a sentence

Combine words to create sentences

Retell a familiar story using short, simplistic sentences

Use adjectives that have been modelled

Use spacing between words

Shows an awareness of capital letters to begin, and full stops to end sentences

Shows an awareness of a capital letter for the personal pronoun 'I'

Re-read their writing aloud with an adult to check that it makes sense

Spell some words containing previously taught phonemes and GPCs accurately

Spell some Y1 common exception words accurately (from English Appendix 1)

Form letters mostly correctly, starting and finishing in the right place

## A Pupil Working At the Expected Standard can:

Sequence sentences to form short narratives and non-fiction texts

In narratives, use some appropriate story language i.e. once upon a time, happily ever after

Use simple adjectives to describe

Use the conjunction 'and' to link ideas and sentences

Use pronouns to replace names and avoid repetition

Use capital letters and full stops mostly correctly to demarcate the beginning and end of a sentence

Use capital letters mostly correctly for names, places, the days of the week and the personal pronoun 'I'

Has an awareness of question marks and exclamation marks

Segment spoken words into taught phonemes before choosing a grapheme to represent that

Spell most Year 1 common exception words and days of the week accurately (from English Appendix 1 NC)

Use -s and -es to form regular plurals correctly

Use the prefix 'un' and add suffixes -ing, -ed, -er, and -est to root words

Begin to choose and use alternative graphemes for vowel sounds e.g. ay, ai, a-e

Write lower case and capital letters in the correct direction starting and finishing in the right place with a good level of consistency





**A Pupil Working At the Expected Standard can:**

Sequence sentences to form short narratives and non-fiction texts

In narratives, use some appropriate story language i.e. once upon a time, happily ever after

Use simple adjectives to describe

Use the conjunction 'and' to link ideas and sentences

Use pronouns to replace names and avoid repetition

Use capital letters and full stops mostly correctly to demarcate the beginning and end of a sentence

Use capital letters mostly correctly for names, places, the days of the week and the personal pronoun 'I'

Has an awareness of question marks and exclamation marks

Segment spoken words into taught phonemes before choosing a grapheme to represent that

Spell most Year 1 common exception words and days of the week accurately (from English Appendix 1 NC)

Use -s and -es to form regular plurals correctly

Use the prefix '-un' and add suffixes -ing, -ed, -er, and -est to root words

Begin to choose and use alternative graphemes for vowel sounds e.g. ay, ai, a-e

Write lower case and capital letters in the correct direction starting and finishing in the right place with a good level of consistency

Dear Dairy I had a wonder  
time at the beach.  
I went on a train then a  
boat and finally a bus.  
At the beach I played  
with my teddy bear and  
made sandcastles.  
We had ice-cream and  
we had fish and chips.






# Uniform

<u>Girls</u>		<u>Boys</u>	
<u>Summer</u> Easter to October half-term	<u>Winter</u> Oct. half-term to Easter	<u>Summer</u> Easter to October half-term	<u>Winter</u> October half-term to Easter
Blue/white-check gingham dress or	White shirt with suitable collar to take a tie.	Pale blue school polo shirt with crest	White shirt and red tie
Pale blue school polo shirt with crest and grey skirt/pinafore/trousers.	Red tie either elasticated or full size	Grey shorts or trousers	Royal blue V neck jumper with school logo
Royal blue cardigan or royal blue V neck jumper with school crest.	Royal blue cardigan or royal blue V neck jumper with school crest	Black shoes/ (blue/brown/black) closed-toe sandals (not trainers or shoes with a sports logo)	Grey socks, grey school trousers (long or short)
Black flat shoes/ dark (blue/brown/black) closed-toe sandals	Grey skirt, pinafore or trousers	Grey socks	Black shoes (not trainers)
White/grey socks	Grey or White socks, grey tights; black, flat shoes	<b>All children may wear their white shirt and red tie all year round if parents so choose.</b>	

After half term all children will be expected to be in **Full Winter Uniform.**

Long hair must be tied up neatly.





# Uniform

The PE uniform consists of:

- Blue T shirt with school logo or pale blue plain t-shirt and black shorts
- Black plimsolls (indoor). At times children will use bare feet to perform.

During the winter months, children from Year 1 upwards are encouraged to wear the following for outdoor PE lessons:

- A track suit or joggers/sweatshirt in either black, dark grey or navy. (no slogans).
- A **plain** navy or black hoodie
- Sturdy trainers


**Our PE day is on Tuesday.**

**Earrings must be removed on PE days and long hair tied up!**

**Track suits and hoodies should be plain- no football teams/slogans.**





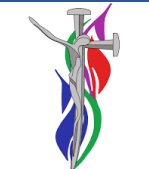


# Attendance

It is vital that children attend school every day.  
Our school target is 97%.

Also, punctuality is something that has an impact on children's attainment. Our register closes at 8.50am.

Children do not enjoy being late. It is unsettling for them and it unsettles the other children who have started their lessons. Please ensure that your child arrives on time.











# Phonics Screening Check

The Phonics Screening Check is a statutory assessment of your child's progress in phonics.

Children are asked to read 40 words. There will be a mixture of real and pseudo words. We call these words "alien words".

The Phonics Screening Check will take place in the week beginning 9<sup>th</sup> June.

You will be informed about the outcome of the check in your child's end of year report.

Section 2		Section 2	
brend		label	
throst		vanish	
stret		blossom	
spraw		thankful	

Page 15 of 24






# Please get involved with the PTFA!

---

- Help with planning/running fun events for our children.
- NO pressure to come to meetings, although you are very welcome to!
- If you can even offer half an hour of help during a disco, this would be very welcome.
- Just scan the QR code to join the WhatsApp group and join in with as much or as little as you can.





# E-Safety

Technology and the internet is a wonderful place if used correctly. Within school all children are taught how to use technology safely and respectfully, keeping their personal information private and who to talk to if the content they see concerns




## What can you do to help?

- Have a chat about **personal information** and what they understand this to be and why it's important.
- Discuss the fact that **anything you put online** has the potential to be there for a long time.
- At one time or another your child may be talking to strangers online, it's important to **teach them how to recognise when a person's intentions might not be what they seem** and steps to take if they run into trouble through sharing too much information.
- Use the NSPCC Net Aware platform to get advice on which apps are most suitable for them to use to limit the risks.
- Talk about the pressure to **post things just to get likes** and comments and how to challenge this.
- **Review the privacy settings** available on the platform they use to ensure they are set to the right level.
- **Work together** on a family agreement to create digital boundaries so they are more aware of your values on what is safe to share online.

**Sexting:**  
Any incidents of 'sexting' involving children under the age of 13 will result in a referral to Social Care and/or the Police as per the Safeguarding Policy.

**\*Did you know?\***  
Social media accounts are intended for children over 13 did you know?





## Dates for your diary

**Tuesday 15<sup>th</sup> October – Herbert Art  
Gallery visit**

**Tuesday 22<sup>nd</sup> October and Thursday  
24<sup>th</sup> October – Parent Consultations**

**Friday 15<sup>th</sup> November – School  
closed for MAC Inset day**







Any questions?

I will be here for a few minutes, if you have anything you would like to ask me about.

