



Key Stage 1 Year 2

Meet the Teacher Evening





Staff

Year 2

Mrs Swan

Mrs Smith (Monday, Tuesday, Wednesday am)

Mrs Malik (Thursday, Friday)

Learning Assistants shared between Y1 and Y2

Mrs Mullen

Tuesday pm

Mrs Hoare

Learning Mentor





Our Mission Statement

Learn and Grow as God's Holy People





Rewards and Consequences

School rules:



Our school rules:

- Ready
- Respectful
- Safe



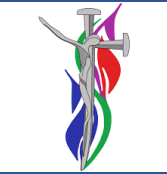
We are **ready** to 'Learn and Grow as God's Holy People'.

Respectful—We love one another as I have loved you.

Safe—we are all made in the image and likeness of God; we keep ourselves and others safe.



Recognition board,
Stickers, Golden Time





Given out on a Friday – collected in
Wednesday

Reading

The school expectation is that they are reading 5 x week at home.

The reading record must be signed by an adult. Reading books will be changed at least once a week in line with reading lessons.

Children will be given 2 books to read plus a library book

Spelling

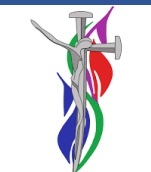
Spellings will be tested on Thursdays. Spellings are given following the Year 2 National Curriculum Spelling programme.

Maths

We will be using CGP books. 1 or 2 pages set weekly.

(highlighted in class by your child)

Children should be able to complete this independently.








Spelling

Spelling lesson and test on Thursday

Spellings will be tested on Thursdays. Spellings are given following the Year 2 National Curriculum Spelling programme.

  Look and Say	Look, Say and Write	 Cover and Write
all		
ball		
call		
small		

Look, Say, Cover, Write and Check!

Date: 13th September 2024

Tick the columns as you follow the instructions from left to right. Make sure you spell the words in the 'write' column.

If you spell the word incorrectly, write it again in the correction column.

	look	say	cover	write	check	correction
all						
small						
also						
always						
walk						
chalk						



Spelling

Spellings will be tested on Thursdays. Spellings are given following the Year 2 National Curriculum Spelling programme.


Year 1 and 2 Common Exception Words

Year 1

the	they	one
a	be	once
do	he	ask
to	me	friend
today	she	school
of	we	put
said	no	push
says	go	pull
are	so	full
were	by	house
was	my	our
is	here	
his	there	
has	where	
I	love	
you	come	
your	some	

Year 2

door	gold	plant	clothes
floor	hold	path	busy
poor	told	bath	people
because	every	hour	water
find	great	move	again
kind	break	prove	half
mind	steak	improve	money
behind	pretty	sure	Mr
child	beautiful	sugar	Mrs
children	after	eye	parents
wild	fast	could	Christmas
climb	last	should	everybody
most	past	would	even
only	father	who	
both	class	whole	
old	grass	any	
cold	pass	many	





KS1 Expectations and Routines

The children are expected to learn the following times tables by the end of Key Stage 1:

2 x, 5x, 10x, and 3x

Regular practise of these facts will help the children with their fluency in other aspects of maths.

Children can practise their maths skills using Numbots (Year 1) and Times Tables Rockstars (Year 2).

Children will be provided with a password to access the games. This is a fun way for the children to become fluent and more confident.




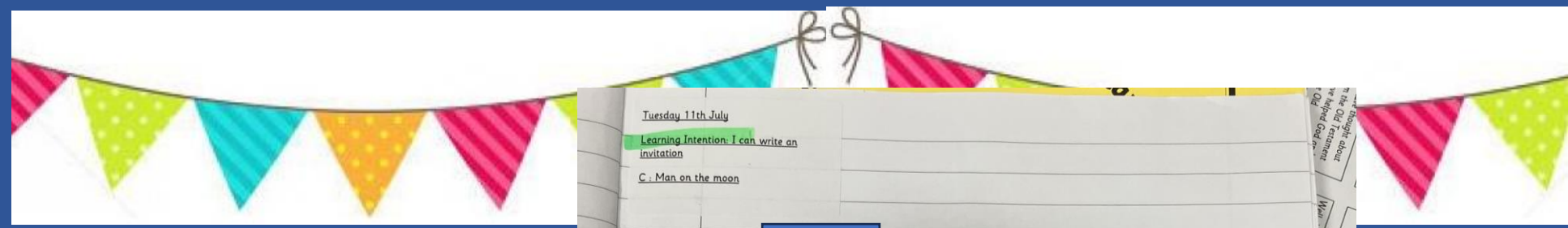



KS1 Expectations and Routines

Year 2
writing
grid

St. Thomas More Writing Curriculum Phase A Steps 4/5/6 (based on curriculum expectations for Year 2) 2021-22																					
Name:				Class:																	
Working Towards the Expected Standard WTS The pupil can, after discussion with the teacher: <ul style="list-style-type: none"> Write sentences that are sequenced to form a short narrative (real or fictional) Demarcate some sentences with capital letters and full stops Segment spoken words into phonemes and represent these by graphemes, spelling some words correctly and making <u>phonically plausible</u> attempts at others Spell some common exception words (English Appendix 1) Form lower-case letters in the correct direction, starting and finishing in the right place Form lower-case letters of the correct size relative to one another in some of their writing Use spacing between words. 				Working at the Expected Standard EXS The pupil can, after discussion with the teacher: <ul style="list-style-type: none"> Write simple, coherent narratives about personal experiences and those of others (real or fictional) Write about real events, recording these simply and clearly Demarcate most sentences in their writing with capital letters and full stops, and use question marks correctly when required Use present and past tense mostly correctly and consistently Use co-ordination (e.g. <u>or</u>, <u>and</u>, <u>but</u>) and some subordination (e.g. <u>when</u>, <u>if</u>, <u>that</u>, <u>because</u>) to join clauses Segment spoken words into phonemes and represent these by graphemes, spelling many of these words correctly and making <u>phonically plausible</u> attempts at others Spell many common exception words (English Appendix 1) Form capital letters and digits of the correct size, orientation and relationship to one another and to lower-case letters Use spacing between words that reflect the size of the letters. 				Working at Greater Depth within the Expected Standard GDS The pupil can, after discussion with the teacher: <ul style="list-style-type: none"> Write effectively and coherently for different purposes, drawing on their reading to inform the vocabulary and grammar of their writing Make simple additions, revisions and proof-reading corrections to their own writing Use the punctuation taught at key stage 1 mostly correctly (English Appendix 2) Spell most common exception words (English Appendix 1) Add suffixes to spell most words correctly in their writing (e.g. <u>-ment</u>, <u>-ness</u>, <u>-ful</u>, <u>-less</u>, <u>-ly</u>) Use the diagonal and horizontal strokes need to join some letters. 													
A4: all of these aspects secure WTS				A5: all of these aspects secure EXS				A6: all of these aspects secure GDS													
AUT 1	Pink			AUT 2	Blue			SPR 1	Green			SPR 2	Orange			SUM 1	Yellow			SUM 2	Purple





Working at the Expected Standard EXS
 The pupil can, after discussion with the teacher:

- Write simple, coherent narratives about personal experiences and those of others (real or fictional)
- Write about real events, recording these simply and clearly
- Demarcate most sentences in their writing with capital letters and full stops, and use question marks correctly when required
- Use present and past tense mostly correctly and consistently
- Use co-ordination (eg or, and, but) and some subordination (eg when, if, that, because) to join clauses
- Segment spoken words into phonemes and represent these by graphemes, spelling many of these words correctly and making phonically plausible attempts at others
- Spell many common exception words (English Appendix 1)
- Form capital letters and digits of the correct size, orientation and relationship to one another and to lower-case letters
- Use spacing between words that reflect the size of the letters.

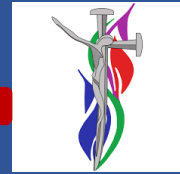
A5: all of these aspects secure
EXS


Tuesday 11th July
 Learning Intention: I can write an invitation
 C: Man on the moon

Dear [redacted]

I am inviting you to the best party in the whole wide world. I think it is going to be the best day of ^{your} life especially because it on a fabulous honey, cheese moon. You really would like ^{to} feel how it feels to step on the moon. It feels like a trampoliner that makes you sink. To arrive at the Moon you will go on ^{extremely} fast Rocket ships. You can pick your own Rocket ship that might be a ^{unicorn} Rocket ship. Anyway, for lunch you have all kinds of food you can even put your favourite food including fried aliens, you can ^{live} it if you like, I did. ^{because} After that you ^{will} get to have the best puddings you can have caramel icecream mixed with chocolate pencils, you can create your own ^{gelato} ~~gelato~~ or finally you can pick the best, best, best, best, best, best, best, best, disishon wien is the chocolate volcano. Then you can get a rope and see whats inside the rockets. I really hope you can come. From Bob Fantastic :)

221 Ref: B033






Uniform

<u>Girls</u>		<u>Boys</u>	
<u>Summer</u> Easter to October half-term	<u>Winter</u> Oct. half-term to Easter	<u>Summer</u> Easter to October half-term	<u>Winter</u> October half-term to Easter
Blue/white-check gingham dress or	White shirt with suitable collar to take a tie.	Pale blue school polo shirt with crest	White shirt and red tie
Pale blue school polo shirt with crest and grey skirt/pinafore/trousers.	Red tie either elasticated or full size	Grey shorts or trousers	Royal blue V neck jumper with school logo
Royal blue cardigan or royal blue V neck jumper with school crest.	Royal blue cardigan or royal blue V neck jumper with school crest	Black shoes/ (blue/brown/black) closed-toe sandals (not trainers or shoes with a sports logo)	Grey socks, grey school trousers (long or short)
Black flat shoes/ dark (blue/brown/black) closed-toe sandals	Grey skirt, pinafore or trousers	Grey socks	Black shoes (not trainers)
White/grey socks	Grey or White socks, grey tights; black, flat shoes	All children may wear their white shirt and red tie all year round if parents so choose.	

After half term all children will be expected to be in Full Winter Uniform.

Long hair must be tied up neatly.





Uniform

The PE uniform consists of:

- Blue T shirt with school logo or pale blue plain t-shirt and black shorts
- Black plimsolls (indoor). At times children will use bare feet to perform.

During the winter months, children from Year 1 upwards are encouraged to wear the following for outdoor PE lessons:


- A track suit or joggers/sweatshirt in either black, dark grey or navy. (no slogans).
- A **plain** navy or black hoodie
- Sturdy trainers

Our PE day is *Tuesday*.

Earrings must be removed on PE days and long hair tied up!

Track suits and hoodies should be plain- no football teams/slogans.



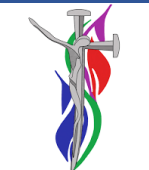


Attendance

It is vital that children attend school every day.
Our school target is 97%.

Also, punctuality is something that has an impact on children's attainment. Our register closes at 8.50am.

Children do not enjoy being late. It is unsettling for them and it unsettles the other children who have started their lessons. Please ensure that your child arrives on time.





KS1 Daily Routine

8:40 -The gates open

8:50 – Registration

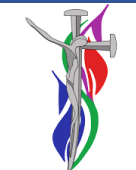
10:30 - Playtime and snack

12:00 -1:00 - Lunchtime

3:20 - Home time

**Healthy snacks for break time
– piece of fruit.**

**Water bottle for in class – no
juice allowed.**





KS1 Expectations and Routines

		Saint Thomas More Catholic Primary School		Year 2 Timetable 2024 – 2025 Aut 1 wk2		Learn and Grow as God's Holy People				
	8:30 - 9:00	9:00 - 9:30	9:30 - 10:30	10:45 - 11:00	11 - 12	12:00 - 12:30	1pm - 3pm			
Monday	Washing hands, register, prayers, morning activities	Grammarsaurus	Mission Assembly	10:45-11:00 - Snack & Story	Maths Place Value L4	Lunchtime 12pm - 1pm	RWI GR	PSHE	RE Unit A: Old Testament and Prayers	
Tuesday			Grammarsaurus		RWI		Maths Place Value L5	Handwriting 9	Art With J.M	PE (Hall) Ball Skills with N.B.
Wednesday			Grammarsaurus		RWI		Maths Place Value L6	Mastering Number	RE Unit A: Old Testament and Prayers Library/	Computing
Thursday			Grammarsaurus		RWI		Maths Place Value L7	Spelling Lesson and Test	Geography Our Community	Library
Friday		WOW Assembly	Grammarsaurus		Maths Place Value L8		RWI GR	Science	Mastering Number	Homework

